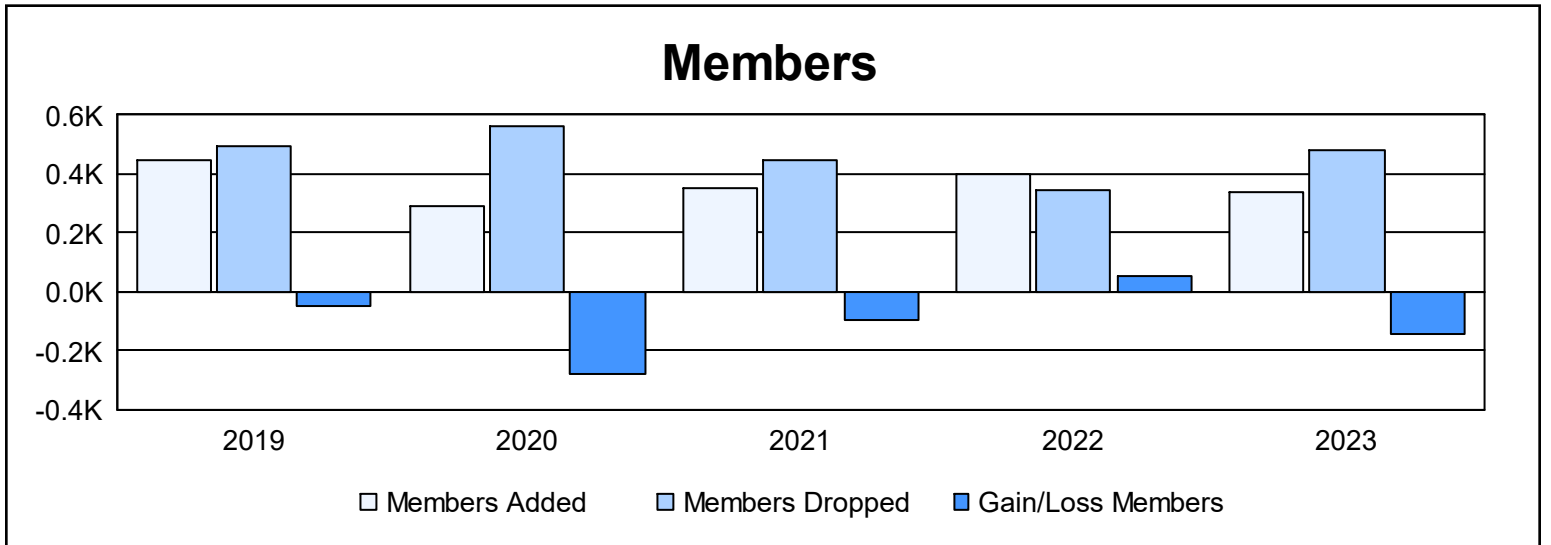
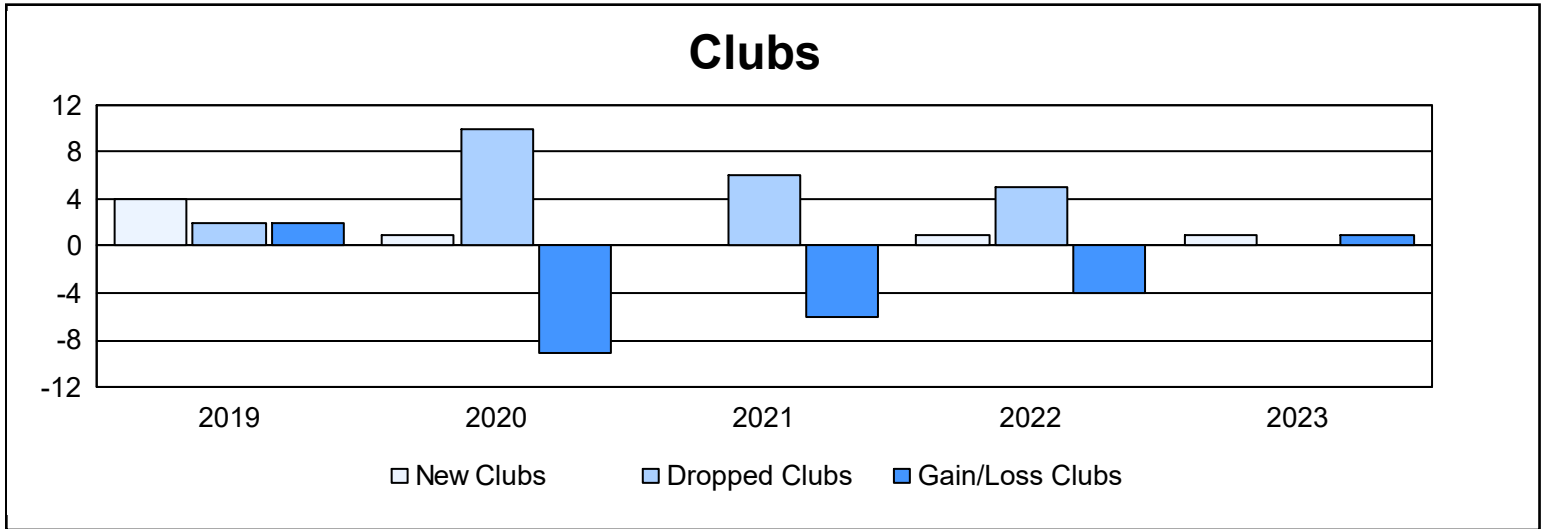
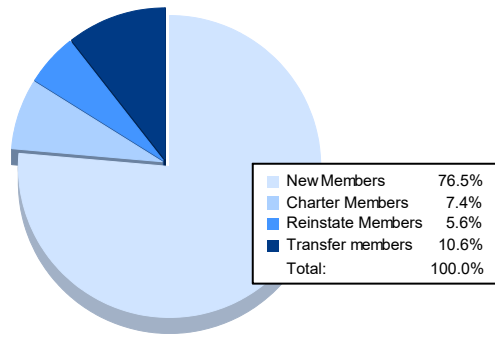


Year	New Clubs	Dropped Clubs	Gain/ Loss Clubs	New Members	Charter Members	Reinstate Members	Transfer Members	Total Member Added	Total Members Dropped	Gain/ Loss Members
2018-2019	4	2	2	307	110	11	22	450	497	-47
2019-2020	1	10	-9	213	33	19	23	288	565	-277
2020-2021	0	6	-6	297	9	24	22	352	449	-97
2021-2022	1	5	-4	322	32	19	24	397	342	55
2022-2023	1	0	1	260	25	19	36	340	483	-143
<b>Average</b>	<b>1</b>	<b>5</b>	<b>-3</b>	<b>280</b>	<b>42</b>	<b>18</b>	<b>25</b>	<b>365</b>	<b>467</b>	<b>-102</b>



### Membership Composition June 2023 Cumulative



### Gender Composition June 2023 Cumulative

